


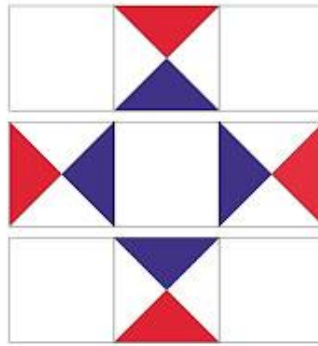

Clue 5 – Feb 2023

Arrange and sew the following fabric pieces as listed and shown below in drawing, pressing all seams open. All blocks should measure  $12\frac{1}{2}'' \times 12\frac{1}{2}''$ .

**Block 1: Make 1 block for all 3 quilt sizes.**

4 B/C/E Full Hourglass Units ( $4\frac{1}{2}'' \times 4\frac{1}{2}''$ )

5 Fabric E squares ( $4\frac{1}{2}'' \times 4\frac{1}{2}''$ )



Block 1




**\*\*Note\*\*** Do not worry about the orientation of the seams in all the Half Hourglass Units

**Block 3: Repeat to form a total of 4 blocks for all 3 quilt sizes.**

2 B/E Half Hourglass Units ( $4\frac{1}{2}'' \times 4\frac{1}{2}''$ )

2 C/E HST Units ( $4\frac{1}{2}'' \times 4\frac{1}{2}''$ )

5 Fabric E squares ( $4\frac{1}{2}'' \times 4\frac{1}{2}''$ )



Block 3




**Block 4: Repeat to form a total of 4 blocks for all 3 quilt sizes.**

2 C/E HST Units ( $4\frac{1}{2}'' \times 4\frac{1}{2}''$ )

1 B/E Half Hourglass Units ( $4\frac{1}{2}'' \times 4\frac{1}{2}''$ )

1 C/E Half Hourglass Units ( $4\frac{1}{2}'' \times 4\frac{1}{2}''$ )

5 Fabric E squares ( $4\frac{1}{2}'' \times 4\frac{1}{2}''$ )



Block 4