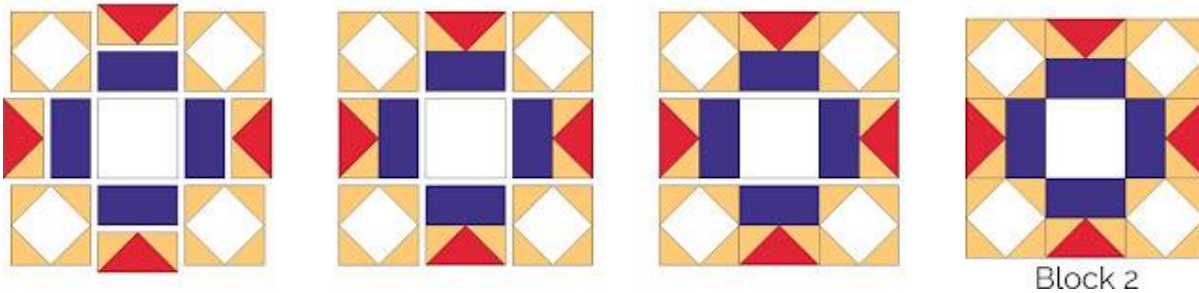


Clue 6 – March 2023

Arrange and sew the following fabric pieces as listed and shown below in drawing, pressing all seams open. All blocks should measure 12 ½" x 12 ½".


Block 2: Repeat to form a total of 4 Block for all 3 quilt sizes.

- 4 SiaS Units (4 ½" x 4 ½")
- 4 A/B Flying Geese Units (2 ½" x 4 ½")
- 4 Fabric C rectangles (2 ½" x 4 ½")
- 1 Fabric E square (4 ½" x 4 ½")



Block 5: Repeat to form a total of 8 Block for all 3 quilt sizes.

- 2 B/D&B/E 4 Patch Unit (4 1/2" X 4 1/2")
- 2 B/D Half Hourglass Units (4 ½" x 4 ½")
- 2 B/E Half Hourglass Units (4 ½" x 4 ½")
- 1 C/E HST Unit (4 ½" x 4 ½")
- 1 Fabric D square (4 ½" x 4 ½")
- 1 Fabric E square (4 ½" x 4 ½")




Block 7 (only for Twin or Queen size quilt)


Twin size quilt: Repeat to form a total of 4 Blocks.

Queen size quilt: Repeat to form a total of 12 Blocks

- 2 B/D&B/D 4 Patch Unit (4 1/2" X 4 1/2")
- 4 B/D Half Hourglass Units (4 ½" x 4 ½")
- 2 Fabric D square (4 ½" x 4 ½")
- 1 Fabric E square (4 ½" x 4 ½")



Block 7



Block 7

Block 8 (only for Twin or Queen size quilt)

For a Twin size quilt: Repeat to form a total of 2 Blocks.

For a Queen size quilt: Repeat to form a total of 4 Blocks


2 B/D&B/E 4 Patch Unit (4 1/2" X 4 1/2")

3 B/D Half Hourglass Units (4 1/2" x 4 1/2")


1 B/E Half Hourglass Units (4 1/2" x 4 1/2")

2 Fabric D square (4 1/2" x 4 1/2")

1 Fabric E square (4 1/2" x 4 1/2")



Block 8



Block 8